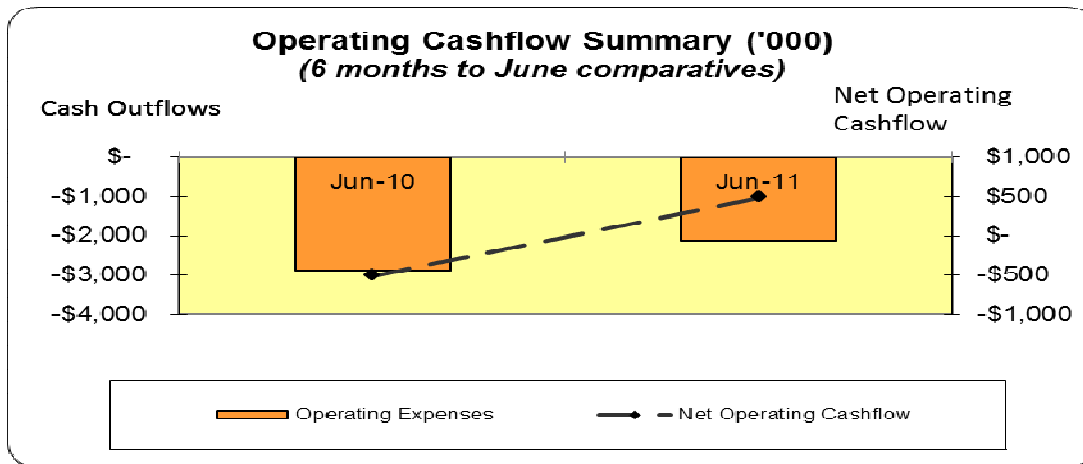


29 July 2011


**QUARTERLY CASH FLOW UPDATE – JUNE 2011**

Attached is the Cash Flow Report for the quarter ended 30 June 2011 for Global Health Limited ('GLH').

For the 6 months to June 2011 against the previous corresponding period, cash receipts improved by 10% and cash outflows improved by 26% (\$2.889M down to \$2.123M).



For the financial year to June 2011 there was steady improvement in quarterly net operating cashflows.



The closing cash position for the group as at 30 June 2011 was \$546k with available (unused) loan and credit standby facilities of \$300k.


Net Receivables (gross receivables less gross payables) for the full financial year were up 193% on the previous corresponding period further strengthening the Company's liquidity. Anticipated receipts from clients in the order of \$250k have slipped in to July 2011 giving the Company a strong entry to the new financial year as these receivables have now been collected.

The Company has no interest bearing liabilities on its balance sheet aside from short term funding for group insurance premiums.

Enquiries can be directed to Peter Curigliano, Company Secretary, on (03) 9675 0600 or alternatively by email to [investor.relations@global-health.com](mailto:investor.relations@global-health.com).

For and on behalf of,

GLOBAL HEALTH LIMITED



Peter Curigliano  
Company Secretary

**About Global Health Limited** Global Health is a leading provider of e-health solutions to the Australian Healthcare industry supporting healthcare delivery in hospitals and community settings.

Global Health supports the business, clinical and operational needs of Healthcare providers committed to the effective management of chronic diseases and health promotion programs. Internet connectivity is embedded in Global Health applications to promote secure information sharing, financial transactions and the use of technology in ways that transform healthcare delivery.

Global Health is listed on the Australian Stock Exchange and operates in Australia and Malaysia. For further information about Global Health and its products, visit [www.global-health.com](http://www.global-health.com).

# Appendix 4C

## Quarterly report for entities admitted on the basis of commitments

Introduced 31/3/2000. Amended 30/9/2001

Name of entity

Global Health Limited

ABN

75 091 377 892

Quarter ended ("current quarter")

30 June 2011

### Consolidated statement of cash flows

<b>Cash flows related to operating activities</b>	Current quarter \$A'000	Year to date (12 months) \$A'000
1.1 Receipts from customers	1,766	5,188
Receipts from Market Development Grants	3	31
1.2 Payments for		
(a) Staff costs	(507)	(2,012)
(b) Advertising and marketing	(150)	(679)
(c) Research and development	(0)	(434)
(d) Leased assets	(14)	(79)
(e) Other working capital	(355)	(2,002)
1.3 Dividends received	-	-
1.4 Interest and other items of a similar nature received	2	11
1.5 Interest and other costs of finance paid	(1)	(9)
1.6 Income taxes paid	-	-
1.7 Other (GST)	(35)	(229)
<b>Net operating cash flows</b>	<b>709</b>	<b>(214)</b>

**Appendix 4C**  
**Quarterly report for entities**  
**admitted on the basis of commitments**

	Current quarter \$A'000	Year to date (12 months) \$A'000
1.8 Net operating cash flows (carried forward)	<b>709</b>	<b>(214)</b>
<b>Cash flows related to investing activities</b>		
1.9 Payment for acquisition of: (a) businesses (item 5)	-	-
(b) equity investments	-	-
(c) intellectual property	(219)	(675)
(d) physical non-current assets	(11)	(19)
(e) other non-current assets	-	-
1.10 Proceeds from disposal of: (a) businesses (item 5)	-	-
(f) equity investments	-	-
(g) intellectual property	-	-
(h) physical non-current assets	-	-
(i) other non-current assets	-	-
1.11 Loans to other entities	-	-
1.12 Loans repaid by other entities	-	-
1.13 Other (provide details if material)	-	-
<b>Net investing cash flows</b>	-	-
<b>1.14 Total operating and investing cash flows</b>	479	(908)
<b>Cash flows related to financing activities</b>		
1.15 Proceeds from exercise of options, etc. (See Note 1)	-	687
1.16 Proceeds from sale of forfeited shares	-	-
1.17 Proceeds from borrowings	-	73
1.18 Repayment of borrowings	(18)	(88)
1.19 Dividends paid	-	-
1.20 Other (provide details if material)	-	-
<b>Net financing cash flows</b>	(18)	672
<b>Net increase (decrease) in cash held</b>	461	(236)
1.21 Cash at beginning of quarter/year to date	85	782
1.22 Exchange rate adjustments to item 1.20		
1.23 <b>Cash at end of quarter</b>	<b>546</b>	<b>546</b>

*Note 1 – Funds raised from exercise of options attaching to 30 June 2009 Renounceable Rights Issue.*

**Payments to directors of the entity and associates of the directors**

**Payments to related entities of the entity and associates of the related entities**

		Current quarter \$A'000
1.24	Aggregate amount of payments to the parties included in item 1.2	87
1.25	Aggregate amount of loans to the parties included in item 1.11	-
1.26	Explanation necessary for an understanding of the transactions	
	Payment of net salaries to Executive Director and payment of fees to Non-Executive Directors	

**Non-cash financing and investing activities**

- 2.1 Details of financing and investing transactions which have had a material effect on consolidated assets and liabilities but did not involve cash flows
- |     |
|-----|
| Nil |
|-----|
- 2.2 Details of outlays made by other entities to establish or increase their share in businesses in which the reporting entity has an interest
- |     |
|-----|
| Nil |
|-----|

**Financing facilities available**

*Add notes as necessary for an understanding of the position. (See AASB 1026 paragraph 12.2).*

		Amount available \$A'000	Amount used \$A'000
3.1	Loan facilities	-	-
3.2	Credit standby arrangements	300	-

**Reconciliation of cash**

Reconciliation of cash at the end of the quarter (as shown in the consolidated statement of cash flows) to the related items in the accounts is as follows.	Current quarter \$A'000	Previous quarter \$A'000
4.1 Cash on hand and at bank	480	19
4.2 Deposits at call	-	-
4.3 Bank overdraft	-	-
4.4 Other – security deposits	66	66
<b>Total: cash at end of quarter (item 1.23)</b>	<b>546</b>	<b>85</b>

**Acquisitions and disposals of business entities**


	Acquisitions <i>(Item 1.9(a))</i>	Disposals <i>(Item 1.10(a))</i>
5.1 Name of entity	-	-
5.2 Place of incorporation or registration	-	-
5.3 Consideration for acquisition or disposal	-	-
5.4 Total net assets	-	-
5.5 Nature of business	-	-

**Compliance statement**

- 1 This statement has been prepared under accounting policies which comply with accounting standards as defined in the Corporations Act (except to the extent that information is not required because of note 2) or other standards acceptable to ASX.
- 2 This statement does give a true and fair view of the matters disclosed.

Sign here:

Date: 29 July 2011



Print name: Peter Curigliano  
 Company Secretary

## Notes

1. The quarterly report provides a basis for informing the market how the entity's activities have been financed for the past quarter and the effect on its cash position. An entity wanting to disclose additional information is encouraged to do so, in a note or notes attached to this report.
2. The definitions in, and provisions of, *AASB 1026: Statement of Cash Flows* apply to this report except for the paragraphs of the Standard set out below.
  - ❖ 6.2 - reconciliation of cash flows arising from operating activities to operating profit or loss
  - ❖ 9.2 - itemised disclosure relating to acquisitions
  - ❖ 9.4 - itemised disclosure relating to disposals
  - ❖ 12.1(a) - policy for classification of cash items
  - ❖ 12.3 - disclosure of restrictions on use of cash
  - ❖ 13.1 - comparative information
3. **Accounting Standards:** ASX will accept, for example, the use of International Accounting Standards for foreign entities. If the standards used do not address a topic, the Australian standard on that topic (if any) must be complied with.