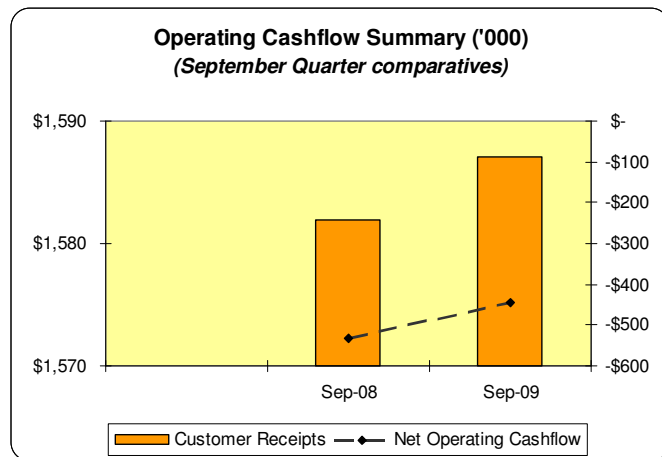


20 October 2009

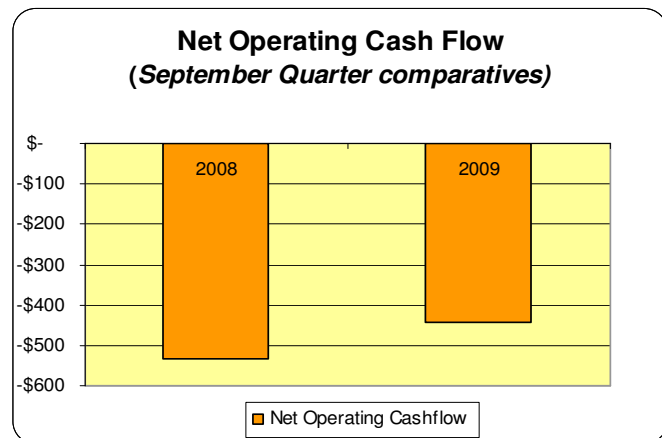
QUARTERLY CASH FLOW UPDATE – SEPTEMBER 2009

Attached is the Cash Flow Report for the quarter ended September 2009 for Global Health Limited ('GLH').

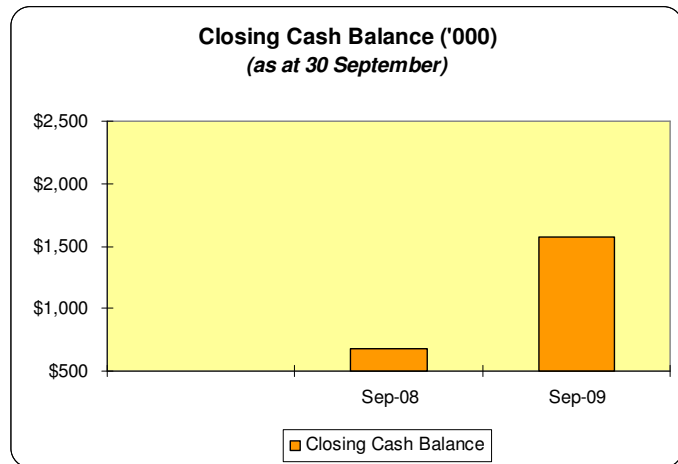
- Customer receipts of \$1.587m for the September 2009 quarter were on a par with receipts for the corresponding period.
- Cash outflows improved by 4% on the previous corresponding period.



- Net operating cash flows improved by 16% (\$90k) on the previous corresponding quarter.



- The Company closed with cash of \$1.578m at 30 September 2009.



Aside from operating equipment leases, the Company has no interest bearing liabilities on its balance sheet.

The closing cash position for the group as at 30 September 2009 was \$1.578m with available (unused) loan and credit standby facilities of \$300k.

Enquiries can be directed to Peter Curigliano, Company Secretary, on (03) 9675 0655 or alternatively by email to investor.relations@global-health.com.

For and on behalf of,
GLOBAL HEALTH LIMITED

Peter Curigliano
Company Secretary

About Global Health Limited

Global Health is a leading provider of e-health solutions to the Australian Healthcare industry, covering over 25% of Australian hospitals, General Practice and specialist clinics.

Global Health products support the clinical, consumer and operational needs of Healthcare providers committed to the effective management of chronic disease and health promotion programs for consumers. Internet connectivity is embedded in Global Health applications to promote secure information sharing, financial transactions and the use of technology in ways that transform the way healthcare is delivered.

Global Health is listed on the Australian Stock Exchange and operates from offices in Melbourne, Perth and Malaysia. For further information about Global Health and its' products, visit www.global-health.com.

Appendix 4C

Quarterly report for entities admitted on the basis of commitments

Introduced 31/3/2000. Amended 30/9/2001

Name of entity

Global Health Limited

ABN

75 091 377 892

Quarter ended ("current quarter")

30 September 2009

Consolidated statement of cash flows

Cash flows related to operating activities	Current quarter \$A'000	Year to date (3 months) \$A'000
1.1 Receipts from customers	1,587	1,587
Receipts form Development Grants	-	-
1.2 Payments for		
(a) Staff costs	(935)	(935)
(b) Advertising and marketing	(242)	(242)
(c) Research and development	(70)	(70)
(d) Leased assets	(26)	(26)
(e) Other working capital	(562)	(562)
1.3 Dividends received	-	-
1.4 Interest and other items of a similar nature received	11	11
1.5 Interest and other costs of finance paid	(79)	(79)
1.6 Income taxes paid	-	-
1.7 Other (GST)	(128)	(128)
Net operating cash flows	(444)	(444)

Appendix 4C
Quarterly report for entities
admitted on the basis of commitments

	Current quarter \$A'000	Year to date (3 months) \$A'000
1.8 Net operating cash flows (carried forward)	(444)	(444)
Cash flows related to investing activities		
1.9 Payment for acquisition of: (a) businesses (item 5)	-	-
(b) equity investments	-	-
(c) intellectual property	-	-
(d) physical non-current assets	(3)	(3)
(e) other non-current assets	-	-
1.10 Proceeds from disposal of: (a) businesses (item 5)	-	-
(f) equity investments	-	-
(g) intellectual property	-	-
(h) physical non-current assets	-	-
(i) other non-current assets	-	-
1.11 Loans to other entities	-	-
1.12 Loans repaid by other entities	-	-
1.13 Other (provide details if material)	-	-
Net investing cash flows	(3)	(3)
1.14 Total operating and investing cash flows	(447)	(447)
Cash flows related to financing activities		
1.15 Proceeds from issues of shares, options, etc. (See Note 1)	(160)	(160)
1.16 Proceeds from sale of forfeited shares	-	-
1.17 Proceeds from borrowings	-	-
1.18 Repayment of borrowings	(21)	(21)
1.19 Dividends paid	-	-
1.20 Other (provide details if material)	-	-
Net financing cash flows	(181)	(181)
Net increase (decrease) in cash held	(628)	(628)
1.21 Cash at beginning of quarter/year to date	2,206	2,206
1.22 Exchange rate adjustments to item 1.20		
1.23 Cash at end of quarter	1,578	1,578

Note 1 – Costs associated with Renounceable Rights Issue completed 30 June 2009.

Payments to directors of the entity and associates of the directors

Payments to related entities of the entity and associates of the related entities

		Current quarter \$A'000
1.24	Aggregate amount of payments to the parties included in item 1.2	108
1.25	Aggregate amount of loans to the parties included in item 1.11	-
1.26	Explanation necessary for an understanding of the transactions	
	Payment of net salaries to Executive Director and payment of fees to Non-Executive Directors	

Non-cash financing and investing activities

- 2.1 Details of financing and investing transactions which have had a material effect on consolidated assets and liabilities but did not involve cash flows
- | |
|-----|
| Nil |
|-----|
- 2.2 Details of outlays made by other entities to establish or increase their share in businesses in which the reporting entity has an interest
- | |
|-----|
| Nil |
|-----|

Financing facilities available

Add notes as necessary for an understanding of the position. (See AASB 1026 paragraph 12.2).

		Amount available \$A'000	Amount used \$A'000
3.1	Loan facilities	-	-
3.2	Credit standby arrangements	300	-

Reconciliation of cash

Reconciliation of cash at the end of the quarter (as shown in the consolidated statement of cash flows) to the related items in the accounts is as follows.	Current quarter \$A'000	Previous quarter \$A'000
4.1 Cash on hand and at bank	1,492	2,140
4.2 Deposits at call	-	-
4.3 Bank overdraft	-	-
4.4 Other – security deposits	66	66
Total: cash at end of quarter (item 1.23)	1,558	2,206

Acquisitions and disposals of business entities


	Acquisitions <i>(Item 1.9(a))</i>	Disposals <i>(Item 1.10(a))</i>
5.1 Name of entity	-	-
5.2 Place of incorporation or registration	-	-
5.3 Consideration for acquisition or disposal	-	-
5.4 Total net assets	-	-
5.5 Nature of business	-	-

Compliance statement

- 1 This statement has been prepared under accounting policies which comply with accounting standards as defined in the Corporations Act (except to the extent that information is not required because of note 2) or other standards acceptable to ASX.
- 2 This statement does give a true and fair view of the matters disclosed.

Sign here:

Date: 20 October 2009



Print name: Peter Curigliano
 Company Secretary

Notes

1. The quarterly report provides a basis for informing the market how the entity's activities have been financed for the past quarter and the effect on its cash position. An entity wanting to disclose additional information is encouraged to do so, in a note or notes attached to this report.
2. The definitions in, and provisions of, *AASB 1026: Statement of Cash Flows* apply to this report except for the paragraphs of the Standard set out below.
 - ❖ 6.2 - reconciliation of cash flows arising from operating activities to operating profit or loss
 - ❖ 9.2 - itemised disclosure relating to acquisitions
 - ❖ 9.4 - itemised disclosure relating to disposals
 - ❖ 12.1(a) - policy for classification of cash items
 - ❖ 12.3 - disclosure of restrictions on use of cash
 - ❖ 13.1 - comparative information
3. **Accounting Standards:** ASX will accept, for example, the use of International Accounting Standards for foreign entities. If the standards used do not address a topic, the Australian standard on that topic (if any) must be complied with.